


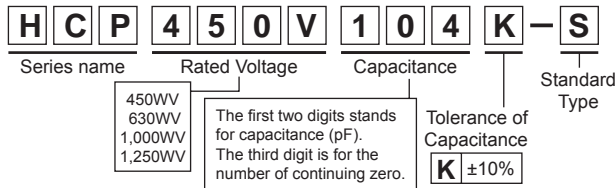


Features

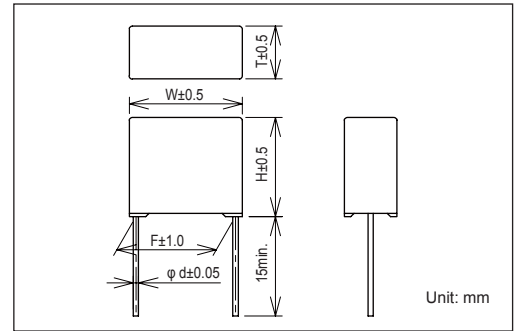
- Compact size and resin case.
- Improved safety and suppressing self-heating.

Applications

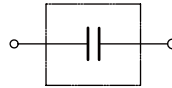
- High frequency circuit, High voltage resonant circuit, Snubber circuit and Protection of semiconductors such as IGBT, IPM and MOSFET.
- Model numbering system



Dimensions



Circuit



Electrical Specifications

Rated Voltage	Model Number	Capacitance μF±10%	Dimensions (mm)					Dissipation Factor	Test Voltage	Insulation Resistance
			W	H	T	F	d			
450VDC	HCP450V473K-S	0.047	17.0	12.0	5.0	15.0	0.6	0.001max. (at 1k±100Hz)	Rated Voltage ×1.75VDC (2~5sec)	C≤0.33μF 50,000MΩmin. (at 20°C, 100VDC) C>0.33μF 20,000Ω•Fmin. (at 20°C, 100VDC)
	HCP450V683K-S	0.068	17.0	12.5	5.5	15.0	0.8			
	HCP450V104K-S	0.1	17.0	13.5	6.5	15.0	0.8			
	HCP450V154K-S	0.15	17.0	15.0	8.0	15.0	0.8			
	HCP450V224K-S	0.22	25.0	16.0	6.5	22.5	0.8			
	HCP450V334K-S	0.33	25.0	17.5	8.0	22.5	0.8			
	HCP450V474K-S	0.47	30.0	22.0	11.0	27.5	0.8			
	HCP450V684K-S	0.68	30.0	22.0	11.0	27.5	0.8			
HCP450V105K-S	1.0	30.0	24.5	13.5	27.5	0.8				
630VDC	HCP630V103K-S	0.01	17.0	12.0	5.0	15.0	0.6			
	HCP630V153K-S	0.015	17.0	12.0	5.0	15.0	0.6			
	HCP630V223K-S	0.022	17.0	12.0	5.0	15.0	0.6			
	HCP630V333K-S	0.033	17.0	12.0	5.0	15.0	0.6			
	HCP630V473K-S	0.047	17.0	12.5	5.5	15.0	0.8			
	HCP630V683K-S	0.068	17.0	13.5	6.5	15.0	0.8			
	HCP630V104K-S	0.1	17.0	15.0	8.0	15.0	0.8			
	HCP630V154K-S	0.15	25.0	17.5	8.0	22.5	0.8			
	HCP630V224K-S	0.22	25.0	17.5	8.0	22.5	0.8			
	HCP630V334K-S	0.33	25.0	19.5	10.0	22.5	0.8			
	HCP630V474K-S	0.47	30.0	22.0	11.0	27.5	0.8			
	HCP630V684K-S	0.68	30.0	24.5	13.5	27.5	0.8			
HCP630V105K-S	1.0	30.5	28.0	16.0	27.5	1.0				
HCP630V155K-S	1.5	41.0	28.0	15.5	37.5	1.0				
HCP630V225K-S	2.2	41.0	32.5	17.5	37.5	1.0				
1000VDC	HCP1000V104K-S	0.1	25.0	17.5	8.0	22.5	0.8			
	HCP1000V474K-S	0.47	30.5	28.0	16.0	27.5	1.0			
	HCP1000V105K-S	1.0	41.0	32.5	17.5	37.5	1.0			
1250VDC	HCP1250V103K-S	0.01	17.0	15.0	8.0	15.0	0.8			
	HCP1250V153K-S	0.015	25.0	16.0	6.5	22.5	0.8			
	HCP1250V223K-S	0.022	25.0	16.0	6.5	22.5	0.8			
	HCP1250V333K-S	0.033	25.0	17.5	8.0	22.5	0.8			
	HCP1250V473K-S	0.047	25.0	19.5	10.0	22.5	0.8			
	HCP1250V683K-S	0.068	30.0	22.0	11.0	27.5	0.8			
	HCP1250V104K-S	0.1	30.0	24.5	13.5	27.5	0.8			
	HCP1250V154K-S	0.15	30.5	28.0	16.0	27.5	1.0			
	HCP1250V224K-S	0.22	41.0	28.0	15.5	37.5	1.0			
	HCP1250V334K-S	0.33	41.0	28.0	15.5	37.5	1.0			
HCP1250V474K-S	0.47	41.0	32.5	17.5	37.5	1.0				

It is possible to use from more than 85°C to 105°C by derating of rated voltage.

Operating Temperature: -40~+85°C

● *Permissible current data (r.m.s. value)*

